



Lane, Gregory (ENVECON C118 DIS 102 INTRO ECONOMETRICS) - Sp 2017 (Instructor Version)

Spring 2017 Evaluations

Project Audience 27

Responses Received 16

Response Ratio 59.26%

Subject Details

Name	ENVECON C118 DIS 102 INTRO ECONOMETRICS
DEPT_NAME	ENVECON
EVALUATION_TYPE	G
First Name	Gregory
Last Name	Lane

Creation Date Sat, May 27, 2017

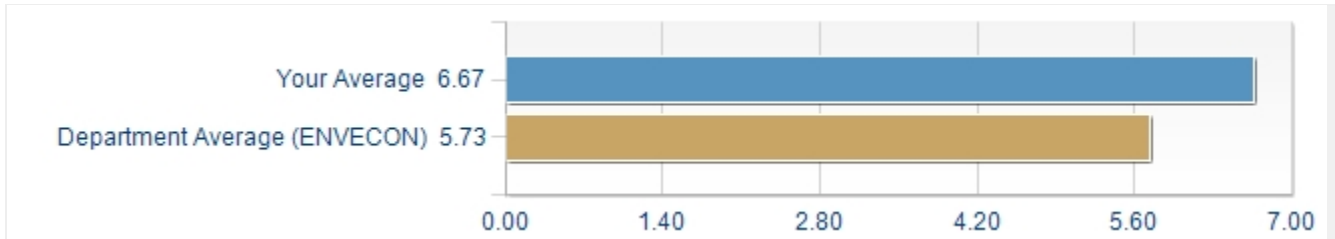


FOR YOUR INFORMATION: Please note that "Department Average" for each rating question is calculated using all sections in your department. This may include both Faculty and GSIs depending on whether the department has selected a question item to be used for both.

RATING QUESTIONS (QUANTITATIVE)

UNIVERSITY WIDE QUESTIONS: The quantitative items in this section are asked across all courses at Berkeley.

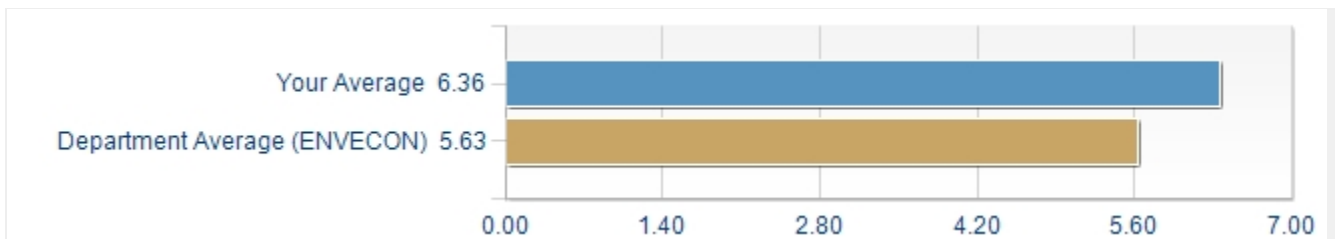
Considering both the limitations and possibilities of the subject matter and the course, how would you rate the overall effectiveness of this graduate student instructor?



Options	Count	Percentage
1-Not at all Effective	0	0.00%
2	0	0.00%
3	0	0.00%
4-Moderately Effective	0	0.00%
5	1	6.67%
6	3	20.00%
7-Extremely Effective	11	73.33%

Statistics	Value
Response Count	15
Mean	6.67
Median	7.00
Standard Deviation	0.62

Considering both the limitations and possibilities of the subject matter and the course, how would you rate the overall effectiveness of this course?



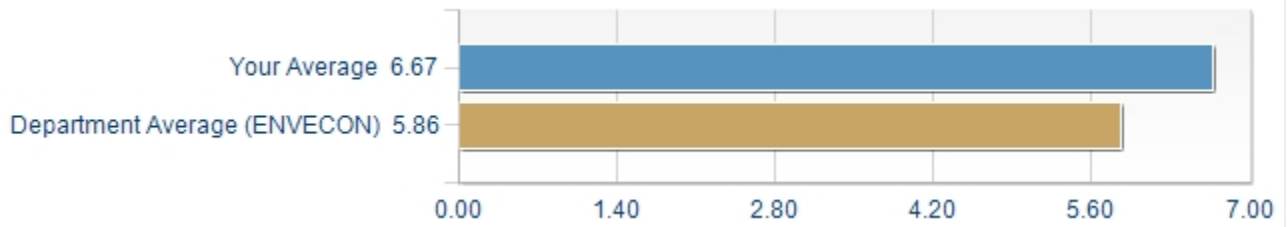
Options	Count	Percentage
1-Not at all Effective	0	0.00%
2	0	0.00%
3	0	0.00%
4-Moderately Effective	0	0.00%
5	2	14.29%
6	5	35.71%
7-Extremely Effective	7	50.00%

Statistics	Value
Response Count	14
Mean	6.36
Median	6.50
Standard Deviation	0.74

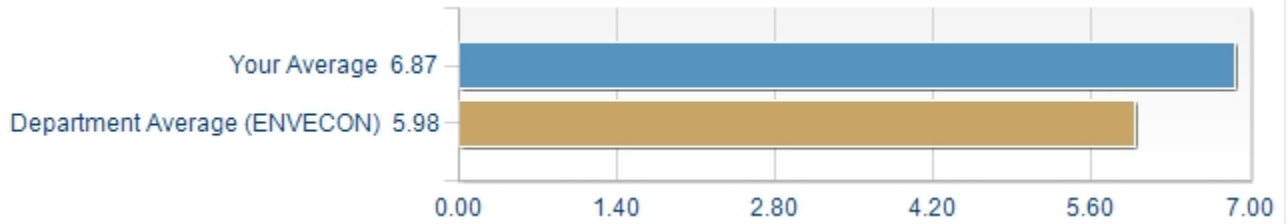
DEPARTMENT PROVIDED RATING QUESTIONS: Questions in this section were selected by your department for inclusion on this evaluation.

Please rate the ARE section leader and section on each of the following characteristics:

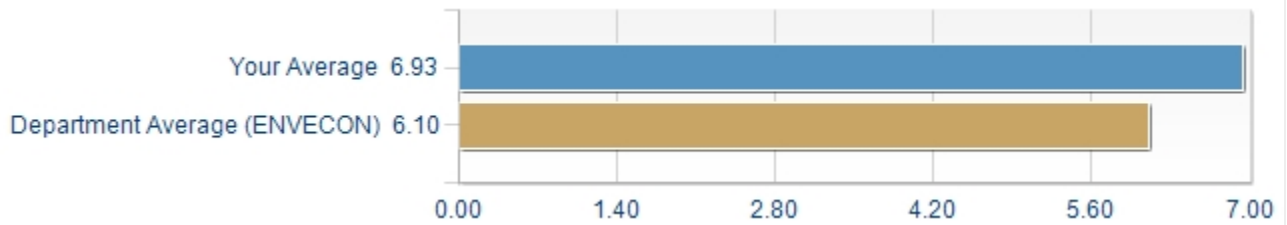
1. Attitude toward and concern for the student



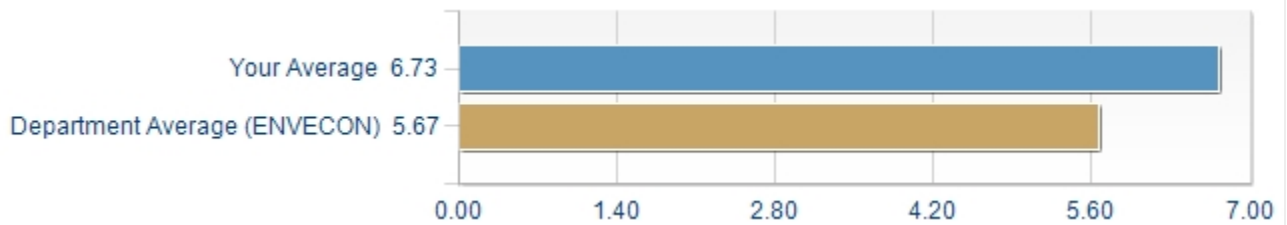
2. Preparation and organization of section meetings



3. Knowledge of subject matter

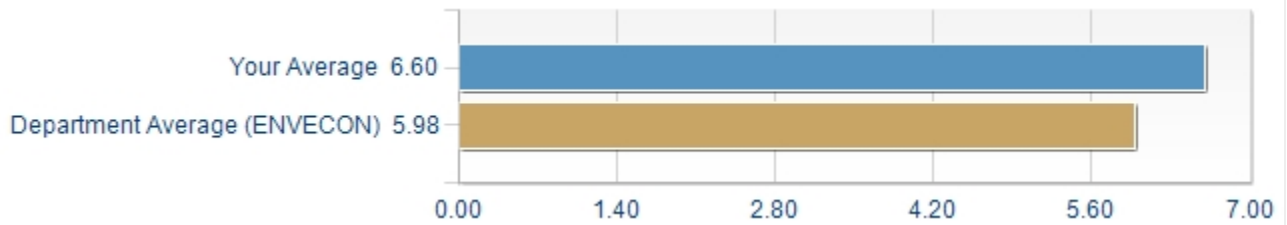


4. Ability to communicate and to explain difficult material clearly

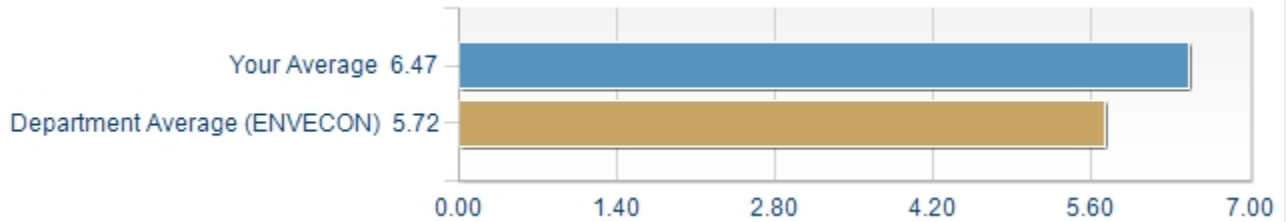


**Please rate the ARE section leader and section on each of the following characteristics:
(continued)**

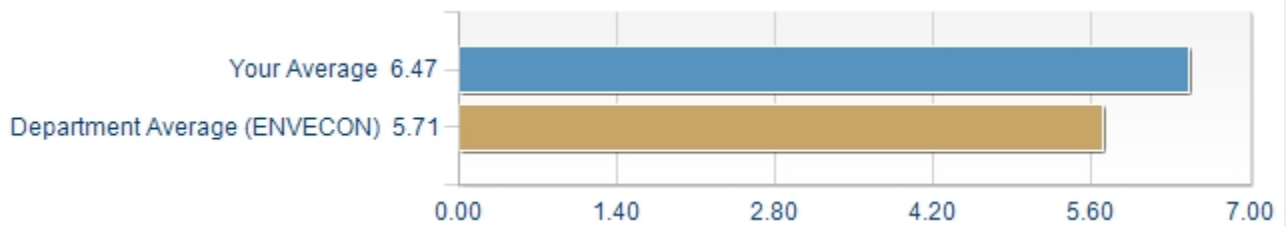
5. Willingness to answer questions and treat opposing views



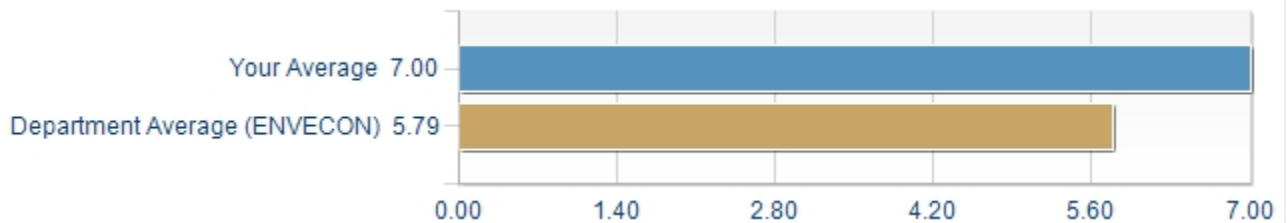
6. Provides intellectual challenge



7. Provides breadth of perspective

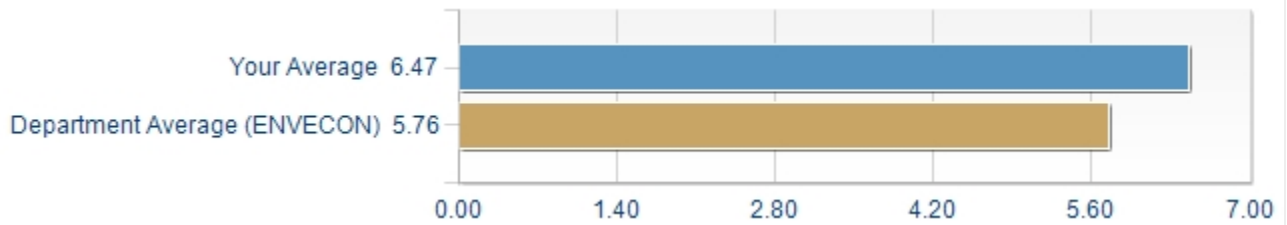


8. Speaks well and clearly (mannerisms in class)

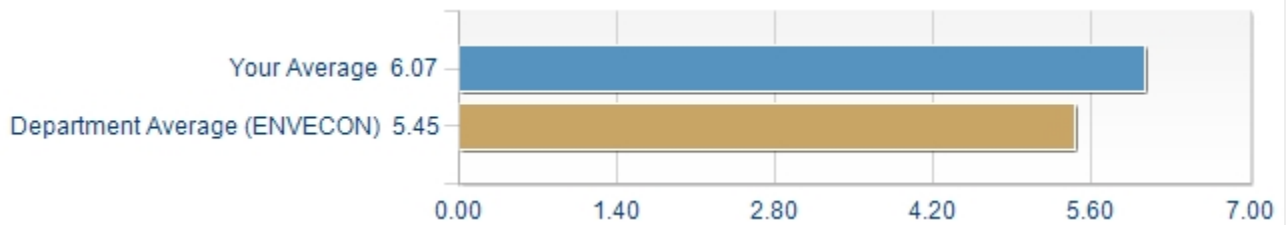


**Please rate the ARE section leader and section on each of the following characteristics:
(continued)**

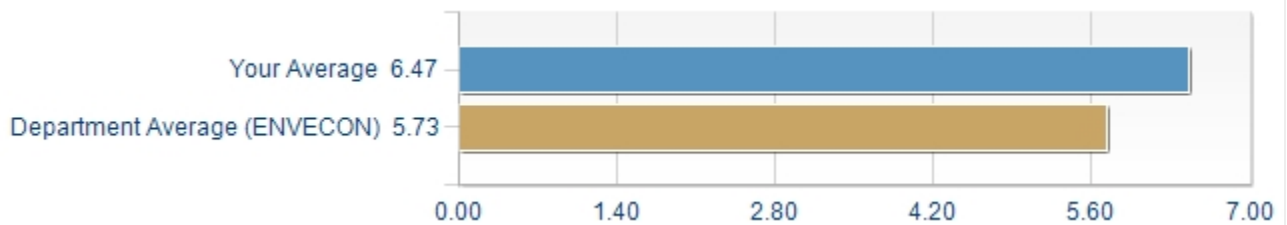
9. Usefulness of assignments, projects, homework, exams, etc.



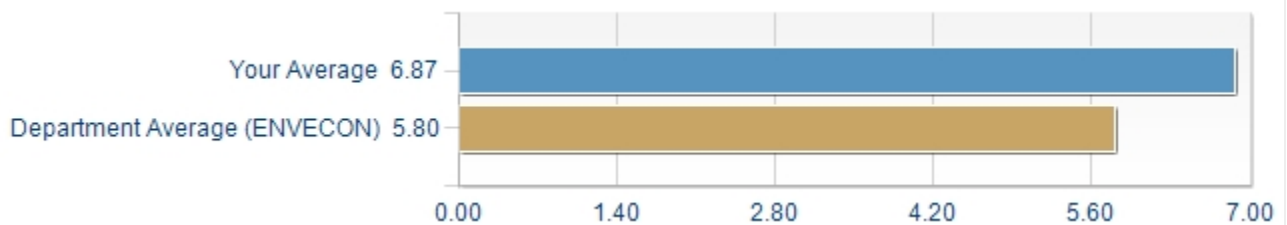
10. Provides feedback on assignments, exams, etc.



11. Availability and usefulness of office hours



12. Effectiveness of discussion sections in relation to lectures



1. Attitude toward and concern for the student

Options	Count	Percentage
Not at all effective (1)	0	0.00%
(2)	0	0.00%
(3)	0	0.00%
Moderately Effective (4)	0	0.00%
(5)	0	0.00%
(6)	5	33.33%
Extremely Effective (7)	10	66.67%

Statistics	Value
Response Count	15
Mean	6.67
Median	7.00
Standard Deviation	0.49

3. Knowledge of subject matter

Options	Count	Percentage
Not at all effective (1)	0	0.00%
(2)	0	0.00%
(3)	0	0.00%
Moderately Effective (4)	0	0.00%
(5)	0	0.00%
(6)	1	6.67%
Extremely Effective (7)	14	93.33%

Statistics	Value
Response Count	15
Mean	6.93
Median	7.00
Standard Deviation	0.26

2. Preparation and organization of section meetings

Options	Count	Percentage
Not at all effective (1)	0	0.00%
(2)	0	0.00%
(3)	0	0.00%
Moderately Effective (4)	0	0.00%
(5)	0	0.00%
(6)	2	13.33%
Extremely Effective (7)	13	86.67%

Statistics	Value
Response Count	15
Mean	6.87
Median	7.00
Standard Deviation	0.35

4. Ability to communicate and to explain difficult material clearly

Options	Count	Percentage
Not at all effective (1)	0	0.00%
(2)	0	0.00%
(3)	0	0.00%
Moderately Effective (4)	0	0.00%
(5)	1	6.67%
(6)	2	13.33%
Extremely Effective (7)	12	80.00%

Statistics	Value
Response Count	15
Mean	6.73
Median	7.00
Standard Deviation	0.59

5. Willingness to answer questions and treat opposing views

Options	Count	Percentage
Not at all effective (1)	0	0.00%
(2)	0	0.00%
(3)	0	0.00%
Moderately Effective (4)	0	0.00%
(5)	1	6.67%
(6)	4	26.67%
Extremely Effective (7)	10	66.67%

Statistics	Value
Response Count	15
Mean	6.60
Median	7.00
Standard Deviation	0.63

7. Provides breadth of perspective

Options	Count	Percentage
Not at all effective (1)	0	0.00%
(2)	0	0.00%
(3)	0	0.00%
Moderately Effective (4)	1	6.67%
(5)	0	0.00%
(6)	5	33.33%
Extremely Effective (7)	9	60.00%

Statistics	Value
Response Count	15
Mean	6.47
Median	7.00
Standard Deviation	0.83

6. Provides intellectual challenge

Options	Count	Percentage
Not at all effective (1)	0	0.00%
(2)	0	0.00%
(3)	0	0.00%
Moderately Effective (4)	0	0.00%
(5)	1	6.67%
(6)	6	40.00%
Extremely Effective (7)	8	53.33%

Statistics	Value
Response Count	15
Mean	6.47
Median	7.00
Standard Deviation	0.64

8. Speaks well and clearly (mannerisms in class)

Options	Count	Percentage
Not at all effective (1)	0	0.00%
(2)	0	0.00%
(3)	0	0.00%
Moderately Effective (4)	0	0.00%
(5)	0	0.00%
(6)	0	0.00%
Extremely Effective (7)	15	100.00%

Statistics	Value
Response Count	15
Mean	7.00
Median	7.00
Standard Deviation	0.00

9. Usefulness of assignments, projects, homework, exams, etc.

Options	Count	Percentage
Not at all effective (1)	0	0.00%
(2)	0	0.00%
(3)	0	0.00%
Moderately Effective (4)	0	0.00%
(5)	3	20.00%
(6)	2	13.33%
Extremely Effective (7)	10	66.67%

Statistics	Value
Response Count	15
Mean	6.47
Median	7.00
Standard Deviation	0.83

11. Availability and usefulness of office hours

Options	Count	Percentage
Not at all effective (1)	0	0.00%
(2)	0	0.00%
(3)	0	0.00%
Moderately Effective (4)	0	0.00%
(5)	1	6.67%
(6)	6	40.00%
Extremely Effective (7)	8	53.33%

Statistics	Value
Response Count	15
Mean	6.47
Median	7.00
Standard Deviation	0.64

10. Provides feedback on assignments, exams, etc.

Options	Count	Percentage
Not at all effective (1)	0	0.00%
(2)	0	0.00%
(3)	0	0.00%
Moderately Effective (4)	2	13.33%
(5)	1	6.67%
(6)	6	40.00%
Extremely Effective (7)	6	40.00%

Statistics	Value
Response Count	15
Mean	6.07
Median	6.00
Standard Deviation	1.03

12. Effectiveness of discussion sections in relation to lectures

Options	Count	Percentage
Not at all effective (1)	0	0.00%
(2)	0	0.00%
(3)	0	0.00%
Moderately Effective (4)	0	0.00%
(5)	0	0.00%
(6)	2	13.33%
Extremely Effective (7)	13	86.67%

Statistics	Value
Response Count	15
Mean	6.87
Median	7.00
Standard Deviation	0.35

INSTRUCTOR PROVIDED QUESTIONS (CUSTOM): If any rating questions appear in this section, they were created by you. If blank, you did not add any custom items to your evaluation. These are viewable only by you and not accessible by other report viewers in your department.

OPEN ENDED QUESTIONS (QUALITATIVE)

DEPARTMENT PROVIDED QUESTIONS: Questions in this section were selected by your department for inclusion on this evaluation.

List the section leader's most effective characteristics.

Comments
Very good at explaining concepts - in breaking down complex formulas and concepts into simpler terms and analogies.
All
Very organized and knowledgeable, always willing to help if you ask
speaks clearly on difficult subject matters
I found the class to be very confusing, and Greg was amazing because he cleared all of that confusion away for me. I just wished there was more time for him to go more in depth.
Turned a disorganized and messy lecture into clear and understandable concepts
Speaks well and is clear Helps me understand the lecture material more Very kind and willing to help students
The way he unpacks and delivers complicated concept is very smart. He also takes the time to explain and make sure students understand.
Greg is a fantastic GSI and is extremely helpful and patient in explaining the key concepts from lectures. I actually gain a lot of my understanding of the material during sections. He goes through the important points with his easy-to-follow PowerPoint and shows work step-by-step for the examples or practice problems.
Very well spoken, and clearly teaches concepts and ideas
Very effective instructor. His teaching methods and the way by which he explains this significantly difficult material is phenomenal.

List the section leader's least effective characteristics (suggestions for improvement).

Comments
-
None
Sometimes goes too fast or leaves things that end up being on the problems sets vague
I believe it would be very useful to go over STATA exercises in class together. During the problem set, there were a lot of STATA assignments in which we used STATA commands and tools that we had never gone over in class or in lecture. Having more classes that teach us how to answer certain questions using STATA would be amazing!!!!
None. The only issue with this course is that there is not enough time to cover all the material and to ask all the questions we want. The only thing that I would suggest which is not related to the GSI's work but to their availability. GSIs should hold more office hours with a class of this size.
Nothing really
I cannot think of any. Im sorry. You were great
None.

List the most effective aspects of this section.

Comments
Deciphering what is going on in lecture...
GSI
The notes are super helpful for studying and homeworks
emphasizes group discussions
Lecture and Explanations of complicated econometric concepts
The most effective aspect is when Greg answers my questions. He really gets to the basis of it and allows me to understand better.
Breaking down complicated concepts that we didn't get in lecture
The section notes are very helpful in understanding the key concepts as well as when doing problem sets.
Cementing what was taught in lecture through a different and more intuitive teaching style.

List the least effective aspects of this section (with suggestions for improvement).

Comments
None
Sometimes hard to follow
handouts are too long.
Only 1 hour per week
I wish office hours were more on a favorable time.
Too short time to cover a lot of material
None.

INSTRUCTOR PROVIDED QUESTIONS (CUSTOM): If any open-ended questions appear in this section, they were created by you. If blank, you did not add any custom items to your evaluation. These are viewable only by you and not accessible by other report viewers in your department.